

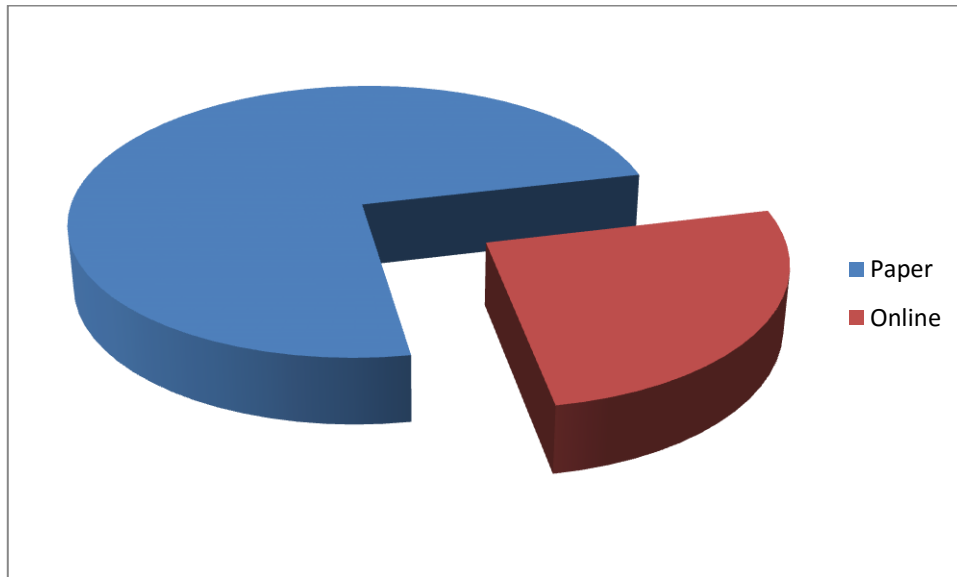
**Alresford Neighbourhood Plan
Early Engagement Survey
Summarised Category Analysis
September 2017**

General data findings

The Early Engagement Survey was circulated across all households and business in the Alresford Parish with additional copies being circulated to all students at the Primary School and others left at key points such as the Post Office. The responses gained amounted to a total of 166.

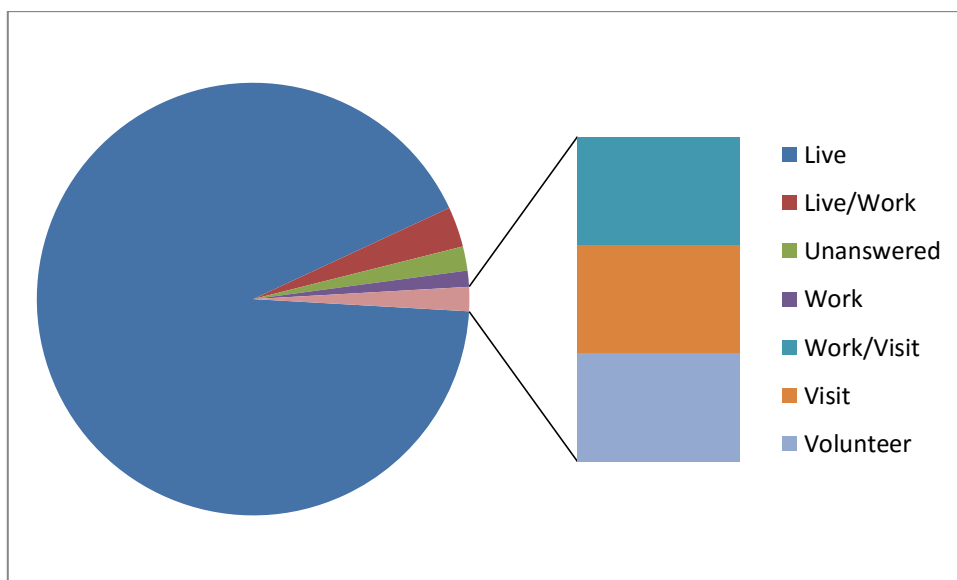
Method of response

Two methods of response were offered with paper returns proving the most popular method. Of the 166 respondents there were 123 paper surveys returned and 43 completed online.



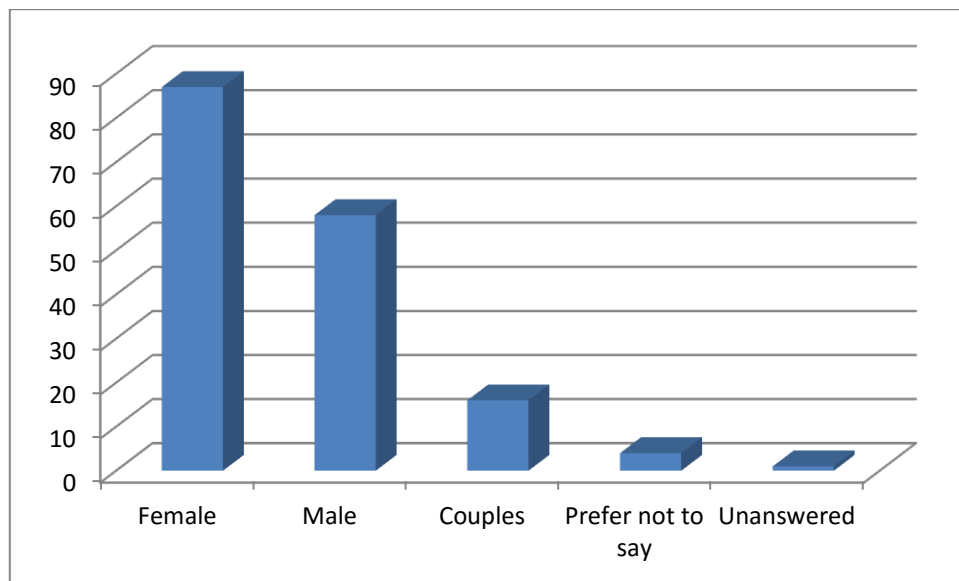
Where I...?

Respondents were asked to establish what connection they had to Alresford. 153 respondents identified themselves as residents with a further 5 both living and working in the village and 2 further who come just for their place of work. 3 respondents chose not to answer this question and the remaining categories of Work/Visit, Visit and Volunteer accounted for just 1 respondent each.



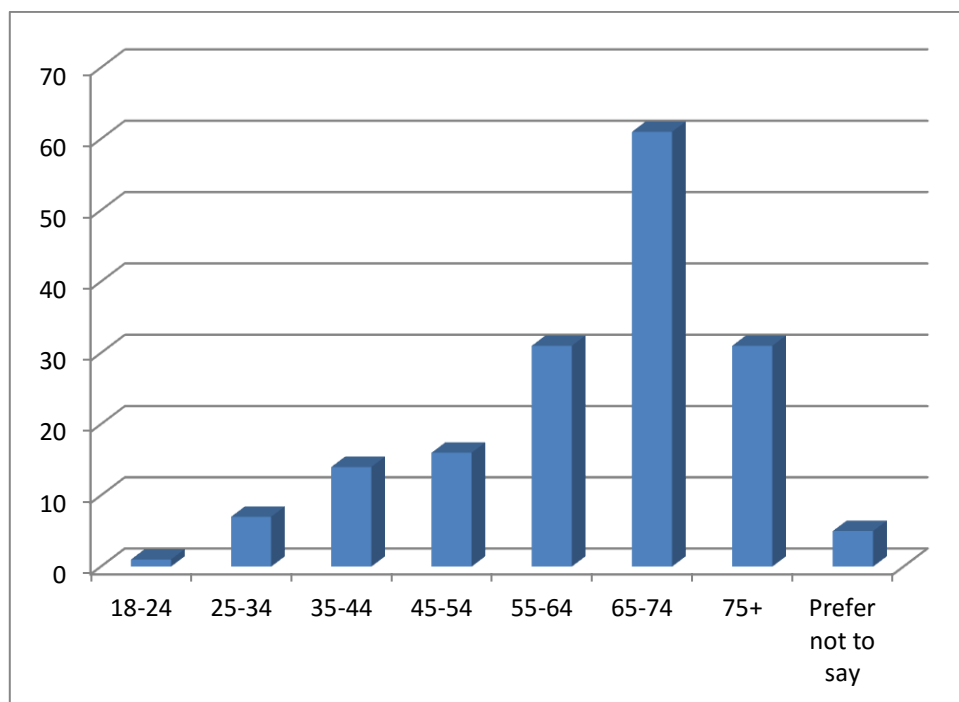
Gender

Over 52% of respondents were female (87 replies) with almost 35% male (54 replies) and almost 10% completing as couples (16 replies). The remainder chose not to say or left this unanswered.



Age

The majority of respondents chose to identify their general age with just 5 opting to withhold this information. Of those that did provide age data almost 84% (139 replies) were 45 years or older. The most represented age bracket were the 65-74 years olds who accounted for nearly 37% of the total replies (61 responses). The least represented was the 18-24 year olds with only 1 response.



Question 1 – What is good about living in, working in or visiting Alresford and the Surrounding area?

Answers for this covered a multitude of areas that were collated down into 57 general themes, however, of these themes 27 had a maximum of two appearances across all 166 responses. Transport Links (99 responses) was clearly the biggest reason given with Walks coming in second with 66 responses and the Countryside close behind with 61 responses. The full list is provided below.

Transport Links	99
Walks	66
Countryside	61
Friendly	43
Community Spirit	39
Quiet	38
Village Feel	38
Facilities	36
Shops	36
Activities	30
Village Hall	29
Church	27
School	27
Post Office	26
Creek	22
Playing Field	22
Cockaynes Wood	20
Low Crime/Safety	20
Pub	20
Doctors	17
Parish Council	11
Clubs	9
Takeaways	9
Well Maintained/Clean	7
Wildlife	6
PCSO	5
Unanswered	5
Village Magazine	5
Old Church	4
Waste Collection	4
Chemist	2
Farm Shop	2
Fete	2
Fishing Lakes	2
Garage	2
Library	2

Market	2
Mix of Houses	2
Business Support	1
Coast Nearby	1
Cockaynes Wood Group	1
Cycling	1
Defibrillators	1
Employment	1
Everything	1
Farming Community	1
Gardens	1
I belong here	1
It's my home	1
Low Pollution	1
Many Dog Owners	1
Mix of Ages	1
Only just moved here	1
Open Space	1
Russell Milburn	1
Street lights on at night	1
University	1

Question 2 – What is bad about the area?

Answers for this covered a multitude of areas that were collated down into 78 general themes, however, of these themes 47 had a maximum of two appearances across all 166 responses. Housing development/increase (36 responses) was the biggest reason given with Parking issues coming in a close second with 32 responses and Pavements/kerb stones very close behind at 31 responses. Traffic and speeding are also of key concern as are Bus service times, doctor facilities and the shop area of the village. The full list is provided below.

Housing development/increase	36
Station Parking/School Parking/ General Parking	32
Pavements/Kerb Stones	31
Traffic	26
Speeding	22
Bus Service - times	17
Doctors	17
Shop area	11
Nothing	9
Road maintenance	8
Sand and ballast extraction	8
Litter	7
Police Presence - lack of/cuts	7
Unanswered	7
Dog Poo	6
Maintenance	6
Trains - frequency	6
District Council Neglect	5
Housing for elderly - lack of	5
Infrastructure	4
Level Crossing Timing	4
Shops	4
Youth facilities	4
Affordable Housing - lack of	3
Broadband speed	3
Bus Service - not on main road	3
Shops - lack of	3
Station Ticket Office - staffing	3
Traffic - lorries	3
Vandalism	3
Waste collection - Garden	3
Corruption - decision-making	2
Council Tax 2nd Highest in District	2
Drugs - illegal use/dealing	2
Employment	2
Lack of trees in village/streets	2
Loss of countryside	2

Mobile signal	2
No bakery or butchers	2
Poor attitude to housing development	2
Pub	2
Rail Crossings	2
Street lighting	2
Weeds	2
Air pollution - sand works	1
B1027 too narrow	1
Bin bags - move to wheelie bins	1
Business Centre - Litter	1
Characterless	1
Dentist - lack of	1
Education	1
Ford - mud trap	1
Free Cash Machine - none	1
House conversions	1
House prices	1
Library - lack of	1
Loss of country lanes	1
Loss of village life	1
Mix of houses	1
No bank	1
No centre	1
No chemist	1
No Small Business Setup Help	1
No Zebra Crossing - Main Road	1
Nothing to do	1
Noise	1
Pedestrian/Cycle access to neighbouring Vilages	1
Rail Company - attitude	1
Railway bridge	1
Recycling facilities - poor	1
Road Sweeping	1
School - coping with increase of housing	1
Solar Panels on farmland	1
Station Ticket Office - eyesore	1
Telephone Poles	1
Train horns	1
Transport for elderly	1
Unelected Parish Councillors	1

Question 3 – What is good about the built and/or natural environment?

Answers for this covered a multitude of areas that were collated down into 40 general themes, however, of these themes 14 had a maximum of two appearances across all 166 responses. Cockaynes Wood topped the list with 51 responses followed closely by Walks with 46 responses. The respondents also generally felt the overall natural environment (42 responses), the Creek (37 responses) and the surrounding countryside (32 responses) were of great importance. The full list is provided below.

Cockaynes Wood	51
Walks	46
Natural Environment	42
Creek	37
Countryside	32
Mix of Houses	29
Village feel	25
Unanswered	19
Playing Field	15
Shops	11
Village Hall	11
Transport Links	10
Wildlife	10
Lakes	9
Clean and Tidy	8
Church	7
Pub	6
School	5
Business centre / Industrial Units	4
Maintained	4
Old Church	3
Doctors	3
Facilities	3
Friendly	3
Open Spaces	3
Post Office	3
Community Garden / Station House	2
Flower Beds / Gardens	2
Activities	1
Community Spirit	1
Farm Shop	1
Just right	1
Market	1
New homes and people	1
Only Just Moved Here	1

Parish Council	1
Quiet Roads	1
Respect for the past	1
Safe	1
Subtle development	1

Question 4 – What pressures affect the area now or are likely to in the future?

One area stood out over all others with 119 responses this being housing increase. Traffic increase followed with 59 responses and the Doctors just behind with 53 responses. While there are several themes it would appear many can be traced back to concerns of the pressures that are likely to occur by housing development and increased population. The full list is provided below.

Housing increase	119
Traffic increase	59
Doctors	53
Schools coping with increase	44
Infrastructure	27
Parking	23
Loss of countryside	13
Aggregate Extraction	12
Population increase	11
Amenities - drainage, water and gas etc	10
Facilities	9
Transport Links	9
Houses for the elderly	7
Roads	6
Unanswered	6
Loss of Village feel	5
Speeding	5
Air/Noise Pollution	4
Employment	4
Minimal social housing	4
House prices/Lack of Affordable homes	3
Lorries - traffic, damage and noise	3
Aging Population	2
Cut backs - maintenance	2
Broadband Speed	1
Business Centre	1
Dentist	1
Loss of friendliness	1
No local plan	1
Noise	1
Outside influences	1
Phone Lines	1
Policing	1
Rail crossings - closure	1

Question 5 – How would you like to see Alresford in the future?

Answers for this covered a multitude of areas that were collated down into 75 general themes, however, of these themes 44 had a maximum of two appearances across all 166 responses. Retaining Village Feel topped the list with 43 responses followed by As it is now with 29 responses. The respondents also generally felt the protecting the environment (22 responses), Affordable housing (20 responses) and Improved/Retaining Transport Links (20 responses) were of great importance. The full list is provided below.

Retain Village feel	43
As it is now	29
Protection of the environment	22
Affordable housing	20
Improved/Retain Transport Links	20
Doctors - full time/improved	17
Housing Provision for Elderly	16
Improved/more Shops	16
Improved Parking	15
Small scale development	15
Reduce proposed housing development	13
Cleaner/General Tidy Up/Maintained	11
No more houses	10
Police improvements/seen more	8
Improved School	7
Cycle Paths	6
Improved Roads	6
Integrated community	6
Local decision-making/control of housing	6
Pavements maintained	6
Speed Cameras/Safer Roads/Reduce & enforce Speed Limits	6
Unanswered	5
Improved broadband	4
As it has been	3
Bakers / Butchers	3
Gravel pits as a resource for village/improve	3
Improved Facilities	3
Improved infrastructure	3
Improved Pub	3
Station Ticket Office	3
Young people involved	3
Chemist	2
Council Housing	2
Develop brown field sites around village first	2
Employment	2

Fitness Classes/Outdoor gym	2
Golf Course	2
Improved Phone Lines	2
Improved Recycling/Waste Collection	2
Improved street lighting	2
Increased Planting and Trees	2
Less Aggregate Extraction	2
More events	2
New/Improved Business Success	2
New builds - higher standard	2
Road - link to A133 / A120	2
Young families	2
A thriving community with new people	1
Amateur Dramatics Group	1
Bigger	1
Cinema	1
Christmas Tree by shops	1
Continue with mix of houses	1
Creek cared for	1
Crime free	1
Enforce Dog Fouling Laws	1
Improved Facilities - Elderly	1
Improved Facilities - Young people	1
Improved Road Signage	1
Improvement to mobile signal/broadband	1
More benches	1
More care for the elderly	1
More community activity	1
New homes offered to locals	1
New pub	1
Remain a similar size to what it is now	1
Retain facilities	1
Retain Post Office	1
Same friendly atmosphere	1
Save Station House	1
School stay same size	1
Social Club	1
Tool Library	1
Train to Brightlingsea	1
Village centre	1